

Renaissance



SUCCESS



GREAT
NOTIONS



MISSION

Great Notions is committed to helping you succeed; and we realize that our success depends on your success. Our goal is to develop **products and services that make your job easier**, and in turn **help your business be more profitable.**



Our careful attention to detail sets us apart as we **continue to create new products** to meet your embroidery needs. We'll be here for you when you need stock designs, custom digitizing, software and embroidery machines.

Great Notions wants you to be successful. That's why you'll receive complete support for your machine, software and stock and custom design needs. We are dedicated to helping you express your creativity and develop beautifully embroidered apparel in an efficient, reliable, cost-effective manner.

system

Renaissance Embroidery Systems™

The Renaissance line offers full-featured dependable embroidery systems at prices you can afford. After years of development and fine-tuning, you can be assured that you'll receive a solid dependable embroidery system.

Why is Renaissance so affordable?

- The Renaissance Systems run from your personal computer, eliminating the onboard computer system that can be difficult to upgrade.
- Great Notions manufactures their own equipment which removes the middleman.
- Great Notions employs their own software programmers, allowing them to keep everything in-house.

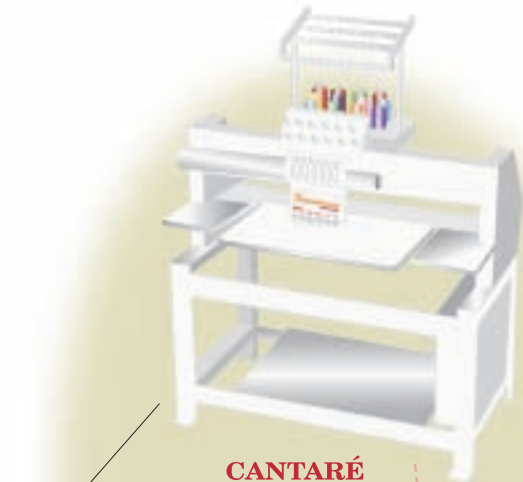
All this lets Great Notions bring you an excellent commercial embroidery machine with the most advanced user interface on the market at an exceptional price.

1. FlexConnect is changing the way you embroider - allowing you to join as many heads as necessary, according to your production needs. You have the option of running the same job on each machine or running independent jobs simultaneously.

2. ShirtSaver garment rescue system saves you from design flaws and nearly eliminates ruined garments. Move precisely to any point in a design and begin sewing at the right location.

3. Renaissance Embroidery Software™ is a user friendly, Windows™-based program that can read design output from any embroidery software, including both home and commercial formats (CND, CSD, DST, EMD, EXP, HUS, JEF, PCM, PCS, PEC, PES, SEW, SHV, XXX).

4. The convenient **Renaissance toolbar** allows you to launch any Great Notions companion software right from the Renaissance screen.



features

Supplies

User Friendly Features

Navigator™ is the ultimate machine interface. Here's why:

The **trace function** allows you to ensure proper placement on the garment before stitching begins.

Handy **color viewing** lets you colorize your design as many times as you'd like before stitching, so you can preview your finished design appearance.

Job stack function gives you freedom to create and store jobs while another job is running on the machine, making you more productive.

A. SureSpeed allows you to set each needle at a different speed according to your fabric or thread type.

B. A 12-needle head enables you to complete multi-color jobs without interruption.

Automatic thread trimmers and color change save valuable time, eliminating the need for manual trims and color changes.

C. Thread break sensors inform you of thread breaks and halt the machine for re-threading.

Virtually **unlimited design storage** on your PC keeps your designs at the machine for future use, eliminating time consuming design searches.

D. A large sewing field provides for greater flexibility in design size. The standard sewing field is 11.5"X13.5" with an optional hoop that accommodates a 11.5"X17.5" decorating area.

E. The 180° cap frame attachment is designed with a unique sharktooth gripping system that holds the cap with minimal shifting. Triangular steel teeth hold the cap fabric securely by pushing the fabric into a recessed area. This superior holding power makes it possible to achieve consistent results on any style of cap, including unstructured styles. (Cap attachment is optional for the Cantaré and standard for the Mini.) A 270° cap frame is also available.

Supplies and Accessories Included

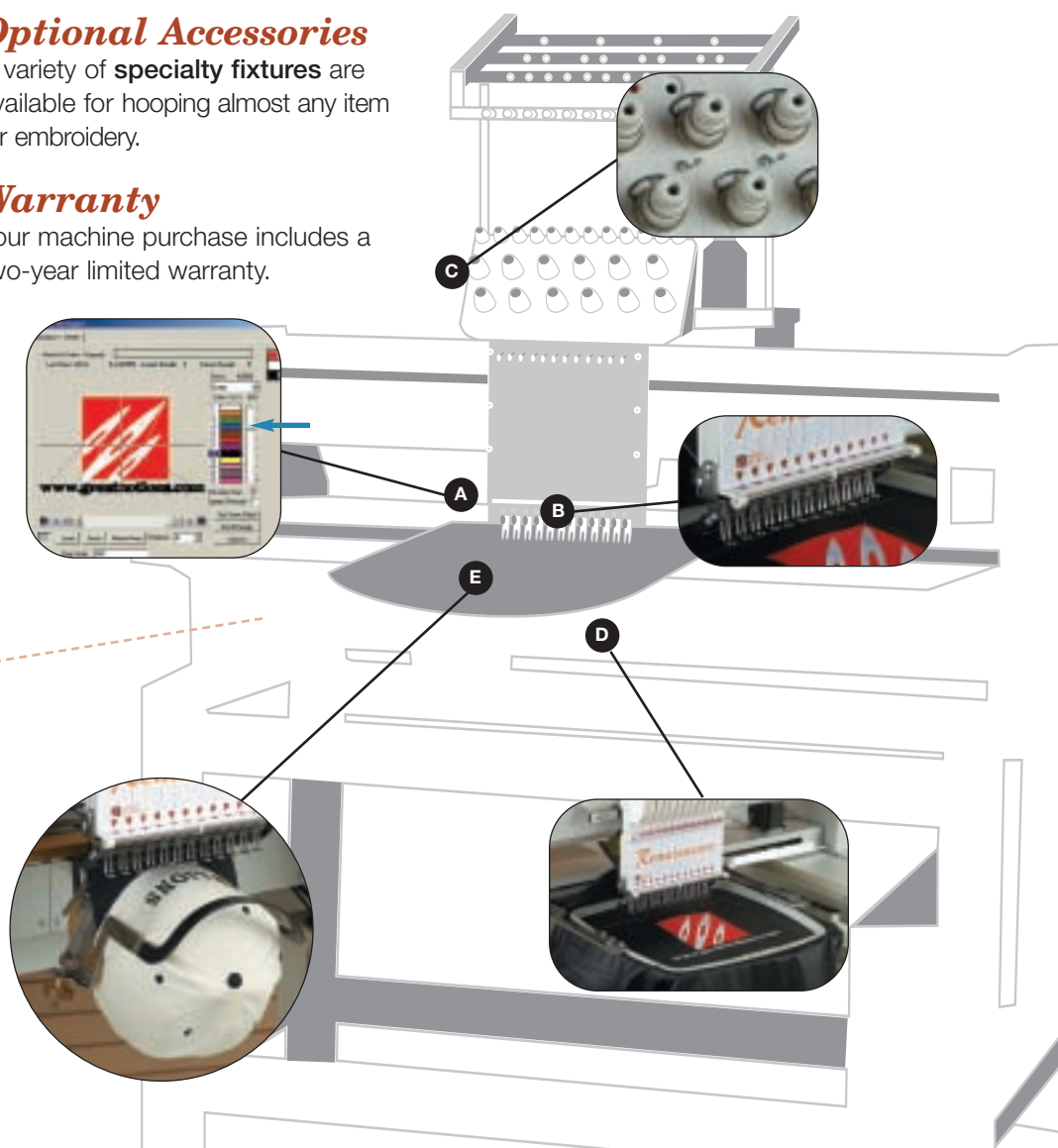
The system comes complete with accessories to get you embroidering right away, including six sturdy hoops. The hoops are constructed with deep walls for exceptional grip; and the pass-through screw-and-barrel design accommodates bulky items and allows superior tensioning on slippery fabrics. The machine also accepts most other brands of tubular hoops, so you'll have maximum flexibility and variety. Supplies include needles, stabilizer, water soluble topping, bobbins, thread, fonts and stock designs. (See insert.)

Optional Accessories

A variety of **specialty fixtures** are available for hooping almost any item for embroidery.

Warranty

Your machine purchase includes a two-year limited warranty.



software



DESIGNS 3
5000 of Great Notions' impressive stock embroidery designs that can be used for small business logos, schools and many other money-making ideas. With the Encrypted CD, searching for and choosing the perfect design is a snap. The Encrypted CD also allows you to print a picture and color sequence instructions that can be used as a sales tool for any customer. These stock designs are definitely an asset to any embroidery business.




1 SIZING and EDITING

Renaissance Embroidery Software

Here are some of the features:

- Resize all popular expanded or condensed designs, with stitch count automatically recalculated for the new size.
- SmartStitch™ changes stitch type to be appropriate for new size on supported condensed formats.
- Merge multiple designs in your selected hoop size.
- Add, delete, move and insert stitches.
- Navigate through designs by stitch.
- Insert lock down stitches.
- Opens and saves all popular home and commercial formats - no conversion needed.

...and MUCH MORE!







Merge and resize designs to create an interesting look.

2 LETTERING

Renaissance Lettering is easy-to-use and comes with 10 classic fonts to customize stock designs or create unique logos. There are over 100 fonts available at an additional cost.

You'll be lettering like a pro!



fonts

free training

Education and Training

We want you to succeed, so we've developed tools to guide you through machine operation.

You'll receive:

- An illustrated operating manual
- A test design disk
- A training CD and trouble-shooting guide
- An invitation to attend a **FREE 2-day Renaissance training class**
- Unlimited Attendance

Renaissance Training Curriculum

Day 1

Introductions

Embroidery Formats (presentation)

Resizing a Design in Renaissance (hands-on)

Rotate a Design in Renaissance (hands-on)

Using Navigator (hands-on)

Setting Up Your Machine

Embroidery Components (presentation)

Hooping (presentation)

Hooping (hands-on)

Embroidering (hands-on)

Day 2

Lettering in Renaissance (hands-on)

Editing in Renaissance (hands-on)

Setting Tensions (presentation)

Cleaning and Maintenance

Working with your Encrypted CD and Companion Software

Pricing and Marketing your Embroidery

Cap Frame Embroidery (hands-on)

Registration & Location



2517 Mañana • Dallas, TX 75220
(NE Corner of Electronic Lane & Mañana)

Registration:

To register for free training, call **800.528.8305**

A maximum of 16 attendees per class is allowed.

**For a listing of class dates, go to
www.greatnotions.com**

Need More Training?... Try Our Tech for a Day

A certified Renaissance technician will teach you to:

- Adjust the thread tensions
- Level your machine
- Thread your machine
- Check your machine's timing and needle depth

You will also have a hands-on orientation in how to:

- Load and run a design in Renaissance Software
- Use all of the on-board functionality such as, tracing, resetting data, manual trimming, etc....
- Change bobbins and needles
- Use your various hoops, clamps, and fixtures
- Maintain your machine
- Install your cap frame and driver, if applicable

Your Tech for a Day will spend time on each of these topics; and if you would rather devote more time to machine maintenance rather than how to use hoops or adjust tensions, then just tell your tech and that's what he will cover.

How to get the most from your tech:

- Have your machine uncrated and in the area that you would like it to reside.
- Have a working knowledge of your personal computer.
- Install and activate all software on your computer prior to the arrival of your Tech.
- If you have any knowledge of embroidery equipment, such as thread/spool set-up or bobbin set-up, have that completed prior to the arrival of your Tech.
- Have test material and backing available. This will be needed to sew test designs.
- If you follow these guidelines, you will get the most for your money, and your Renaissance Embroidery System will be up and running for profit after your technician completes his day

***3 week notice may be required for travel.**

To schedule your Tech for a Day, call 800.528.8305.

Here's Why

Great Notions...

Founded in 1983 and headquartered in Dallas, Texas, Great Notions is one of the largest embroidery design and equipment manufacturers in the United States.

We strive to maintain the highest standards and approach each new embroidery product focused on providing better solutions for our customers. With continuous upgrades in Renaissance Embroidery Systems, stock embroidery designs, embroidery software and custom digitizing, embroidery professionals will have everything they need to be successful.

Great Notions places an extremely high value on **customer service** and **technical support**. These are two areas that we have successfully proven to be the **best in the industry**. It's important to feel confident that your business can depend on help when you need it.

Great Notions is dedicated to helping embroiderers express their creativity and create the highest quality embroidery. With a diverse product line and a dedication to customer support, Great Notions is the preferred source for embroidery equipment, software, custom digitizing, stock designs and other support services.



"Our machine runs flawlessly, and we're ahead of schedule on our return on investment."

- Jeff Ely & Sharon Miller
Embroidery Wearhouse
Raytown, MO

Jeff & Sharon's Story:

Our embroidery booth at a recent gun & knife show was a big hit; and we ran the machine throughout the entire show. We bought our Renaissance System to cater to small businesses and small quantity orders. We love its ability to switch from flats to caps quickly; and the software is amazing - allowing us to manipulate designs and create stylish logos for our customers. The Renaissance technical support staff is very helpful and knowledgeable when we have questions.



Revenue Potential

How many garments can I embroider per day on my Renaissance Machine?

The time that it takes to embroider specific items depends on the running speed that is practical for the item, the number of stitches that the design contains and the efficiency of the machine operator. Typical business or organizational logos average around 7,500 stitches. The example below is based on running the machine 5.6 hours per day (70% per 8 hour day).

$$\frac{\text{Average SPM (stitches per minute)}}{800} \times \frac{\text{Minutes per day}}{336} \times \frac{\text{\# of Stitches per garment}}{7,500} = \mathbf{36 \text{ garments per day}}$$

How much does production cost per day?

The example below is based on a 7,500 stitch logo, and an average monthly machine payment of \$150. Add the cost of the machine per day to the cost of materials per day.

$$\frac{\text{Monthly Payment}}{\$150} \times \frac{\text{Working Days}}{22} = \$6.82 \text{ a day}$$

$$\frac{\text{Thread/Stabilizers}}{\$0.31/\text{garment}} \times \frac{\text{Garments per day}}{36} = \$11.16 \text{ a day}$$

\$17.98 production cost per day

How much can I charge for embroidered garments?

Single-head shops cater to customers who order small to mid-range quantities. On small quantities, garments are frequently "keystoned", meaning that the item's cost is doubled to calculate the selling price. Then, the embroidery price is added, along with any set-up fees. Using a median price of \$1.20 per thousand stitches, the embroidery portion of a 7,500 stitch logo is \$9. The example below is based on a \$9 wholesale garment.

$$\frac{\text{Garment Cost} \times 2}{\$17.95} + \frac{\text{Embroidery Cost}}{\$9} = \mathbf{\$26.95 \text{ sell price per garment}}$$

How much can I profit per day?

Most embroiderers make the majority of their money from business identity apparel such as golf shirts, caps and jackets. To maximize profits, use the example above to calculate the charge for your garments. The example below is based on a \$9 wholesale garment, and a 7,500 stitch logo. Subtract the total daily cost from the total daily gross income.

$$\frac{\text{Garment Retail Price}}{\$26.95} \times \frac{\text{\# of Garments per day}}{36} = \$970.20 \text{ gross}$$

$$\frac{\text{Garment Cost} \times 36 \text{ a day}}{\$324} + \frac{\text{Production Cost}}{\$17.98} = \$341.98 \text{ costs}$$

\$628.22 profit per day

Following this example formula, you can easily earn your Renaissance Embroidery System monthly payment and generate a nice profit.

Renaissance

Specifications

Number of Heads	1	1
Number of Needles	12	12
Maximum Tubular Frame Size	12" x 18" (304 mm x 457 mm)	12" x 18" (304 mm x 457 mm)
Maximum Sewing Field	11.5" x 17.5" (292 mm x 444.5 mm)	11.5" x 17.5" (292 mm x 444.5 mm)
Removable Table Top	Yes	Yes
Cap Frame	Optional (180° and 270° available)	Standard 180° (270° available)
User Interface	Personal computer	Personal computer
Software	Windows™-based Renaissance Embroidery Software	Windows™-based Renaissance Embroidery Software
Machine Configuration	Only limited by resources of PC	Only limited by resources of PC
Computer Requirements	Pentium II or higher, Windows 98 or higher	Pentium II or higher, Windows 98 or higher
Design Sizing/Scaling	Yes	Yes
Pre-sewing Trace	Yes	Yes
Thread Break Detection	Upper Sensor	Upper Sensor
Automatic Trimmers	Yes	Yes
Automatic Color Change	Yes	Yes
Lighting Type	Florescent	Florescent
Power Supply	110/220V, Single Phase (standard household outlet)	110/220V, Single Phase (standard household outlet)
Power Consumption	1000W	1000W
Motor Type	Stepper	Stepper Pantograph Drive (Y & X) / Servo Main Motor
Machine Construction	Steel	Steel
Machine Width	46" (1168 mm)	34.75" (882.65 mm)
Machine Height	64" (1625 mm)	34" (863.6 mm)
Machine Depth without Table	32.5" (825.5 mm)	29" (736.6 mm)
Machine Depth with Table	43.5" (1105 mm)	43" (1,092.2 mm)
Uncrated Weight	450 lbs. (204.55 kg)	330 lbs. (without stand) (149.69 kg)
Crated Weight	740 lbs. (336.36 kg)	420 lbs. (190.51 kg)
PC Interface	High Speed (USB or Serial)	High Speed (USB or Serial)
Color Change	Automatic or Manual	Automatic or Manual
Machine Keypad Functions	Trace, Needle Change, Trim, Speed	Trace, Needle Change, Trim, Speed
Machine Configuration	1 to 125 heads, limited only by PC resources	1 to 125 heads, limited only by PC resources

Cantaré

Mini



800.528.8305

*Other GREAT NOTIONS Products
to Look For:*

- Magellan Digitizing
- Magellan Lettering
- Quick Sample
- Quick Sample w/ Appliqué
- Smart Sizer Gold Pro
- Pattern Fill
- Monogram Master
- Embroidery Accents
- Over 20,000 Stock Designs
- Online Custom Digitizing at www.netemb.com
- Hardware & Accessories For Your Machine

“I had to see the Renaissance System in action, and once I saw the quality of embroidery it produced, I was sold. I bought two machines!”

-Terri Cooksey
The Embroidery Network



2751 Electronic Lane
Dallas, TX 75220
800.528.8305
www.greatnotions.com